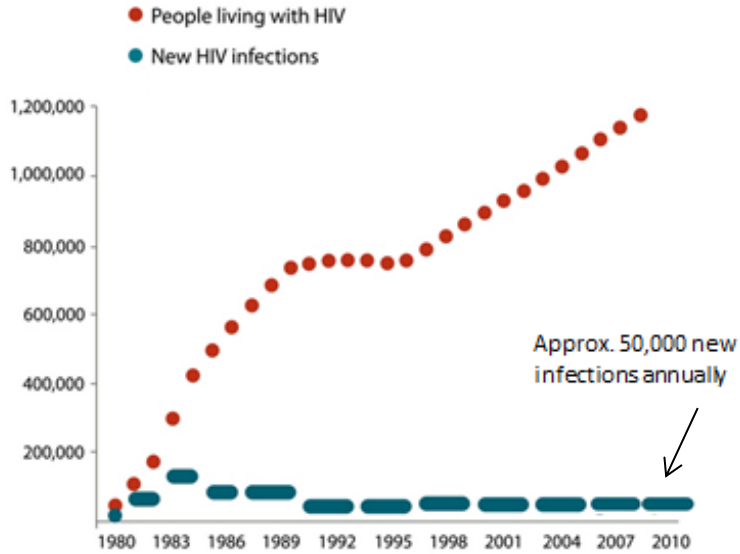
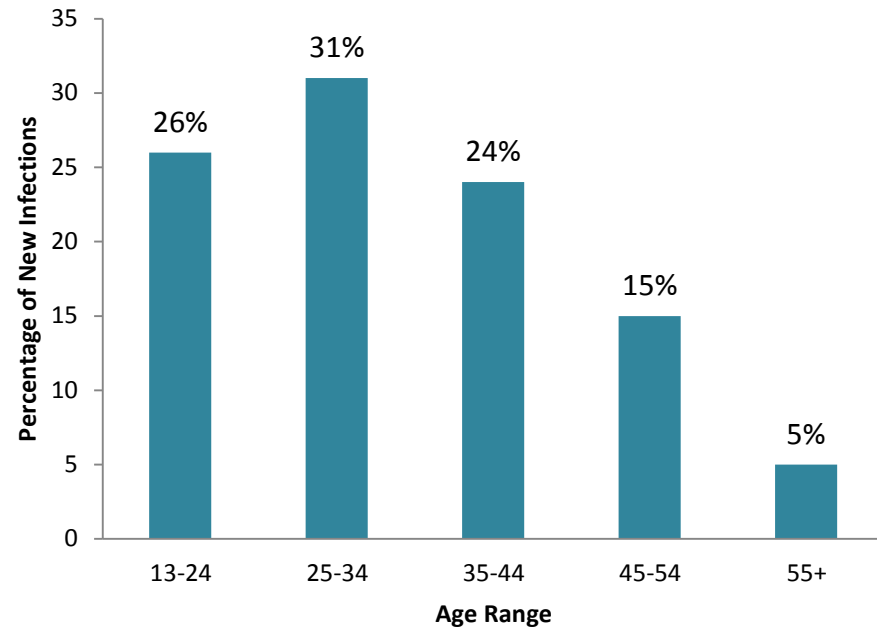


HIV Prevalence and Incidence, 1980-2010



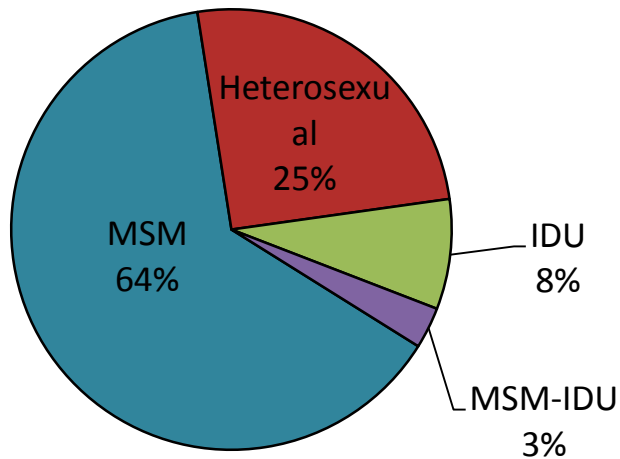
CDC. HIV Prevalence and Incidence, 1980-2010. HIV Incidence Graphics. <http://www.cdc.gov/nchhstp/newsroom/2012/HIVIncidenceGraphics.html>.

HIV Incidence by Age, 2010



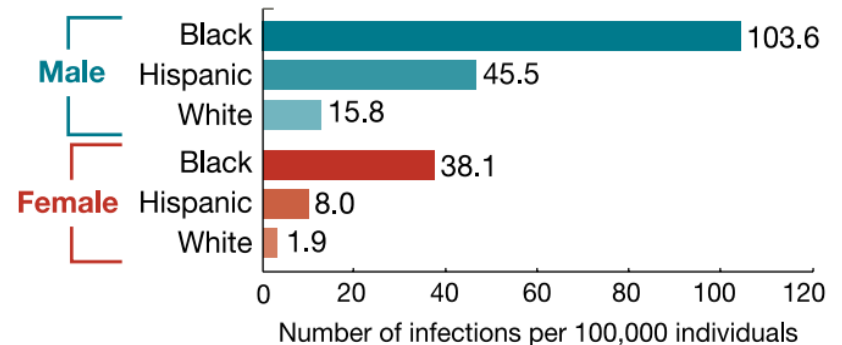
CDC. HIV Incidence by Age, 2010. New HIV Infections in the United States. December 2012. <http://www.cdc.gov/nchhstp/newsroom/docs/2012/hiv-infections-2007-2010.pdf>

Estimated New HIV Infections by Route of Transmission, 2010



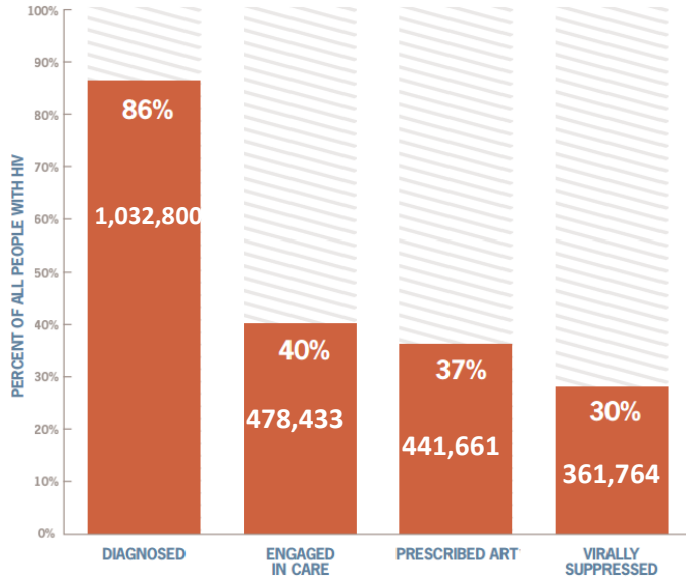
CDC. Estimated HIV incidence in the United States, 2007-2010. HIV Surveillance Supplemental Report 2012;17(No. 4). <http://www.cdc.gov/hiv/topics/surveillance/resources/reports/>. Published December 2012.

Estimated Rate of New HIV Infections, 2010, by Gender and Race/Ethnicity



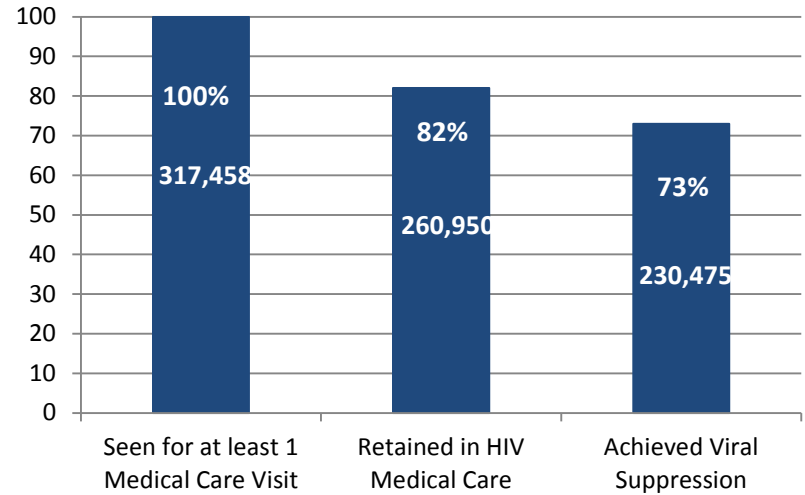
CDC. Estimated HIV incidence in the United States, 2007-2010. HIV Surveillance Supplemental Report 2012;17(No. 4). <http://www.cdc.gov/hiv/topics/surveillance/resources/reports/>. Published December 2012.

Number and Percentage of HIV-Infected Persons Engaged In Selected Stages of HIV Care, US



SOURCES: CDC National HIV Surveillance System and Medical Monitoring Project, 2011 and CDC Vital Signs, Nov. 2014, <http://www.cdc.gov/vitalsigns/hiv-aids-medical-care/index.html>

HIV+ Ryan White Program Clients Who Received RW-Funded Medical Care

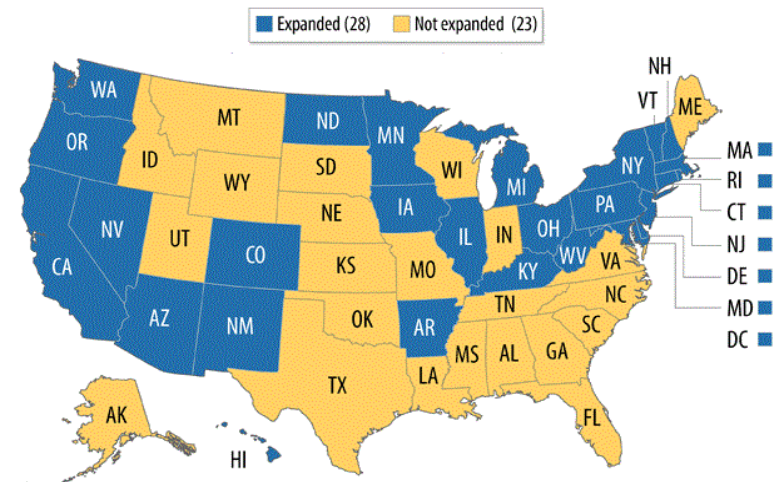


Doshi R, Matthews T, Isenberg D, Matosky M, Milberg J, Malitz F, Cheever, L. (2013). Continuum of HIV care among Ryan White HIV/AIDS Program clients, United States, 2010.

Ryan White Program Services



State Decision on Medicaid Expansion



Source: Center for Budget and Policy Priorities. "Health Reform's Medicaid Expansion" <http://www.cbpp.org/cms/index.cfm?fa=view&id=3819>