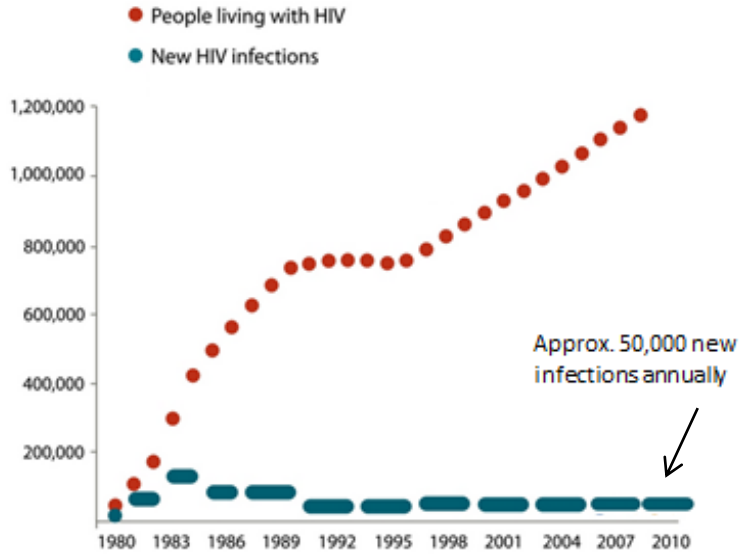
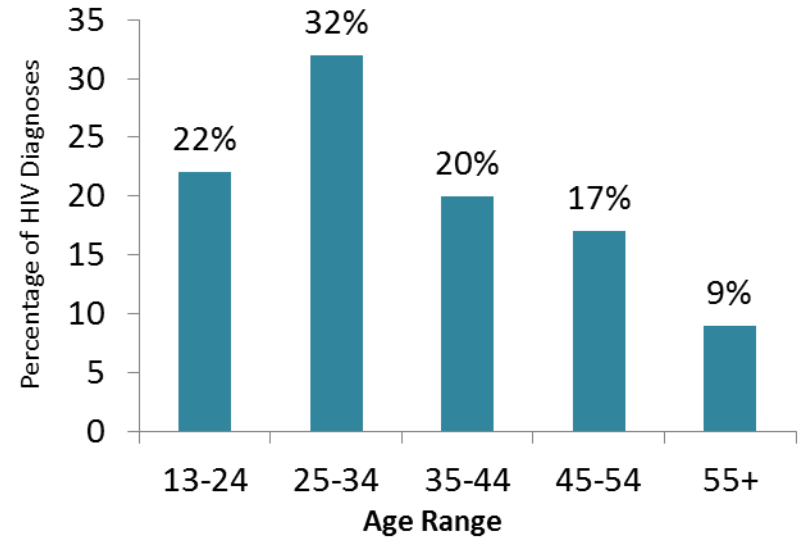


## HIV Prevalence and Incidence, 1980-2010



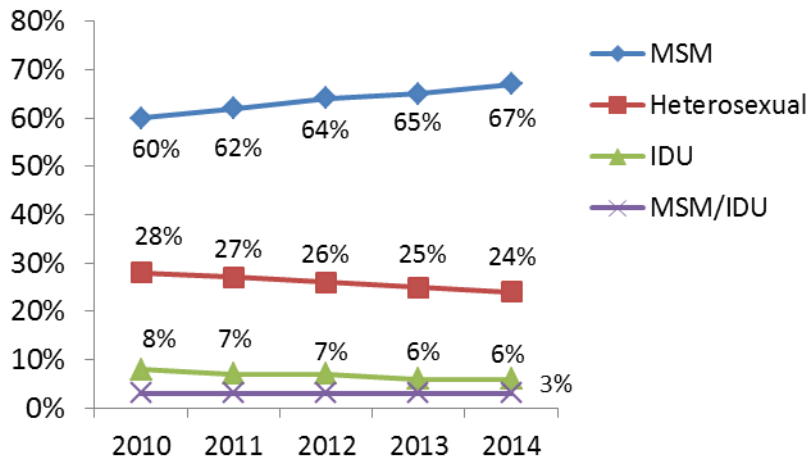
## HIV Diagnosis by Age, 2014



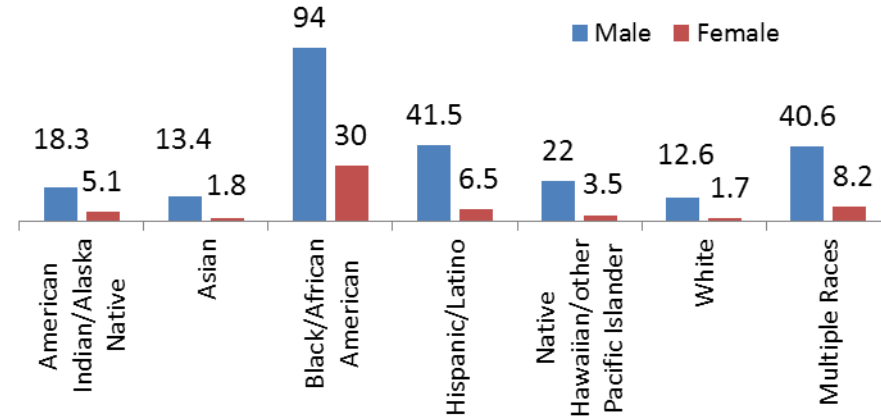
CDC. HIV Prevalence and Incidence, 1980-2010. HIV Incidence Graphics.  
<http://www.cdc.gov/nchstp/newsroom/2012/HIVIncidenceGraphics.html>.

CDC. Epidemiology of HIV infection through 2014. November 2015.  
<http://www.cdc.gov/hiv/pdf/library/slidesets/cdc-hiv-surveillance-genepi.pdf>

## Estimated HIV Diagnoses by Route of Transmission, 2014



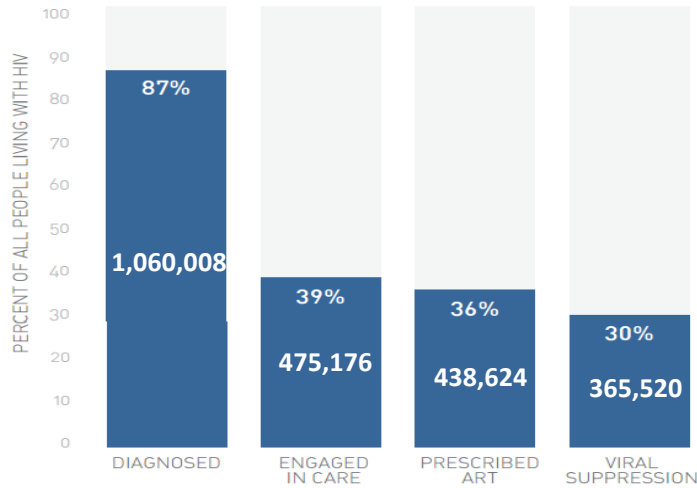
## Estimated Rate of HIV Diagnoses, 2014, by Gender and Race/Ethnicity



CDC. HIV Surveillance Report, 2014; vol. 26. <http://www.cdc.gov/hiv/library/reports/surveillance/>.  
 Published November 2015.

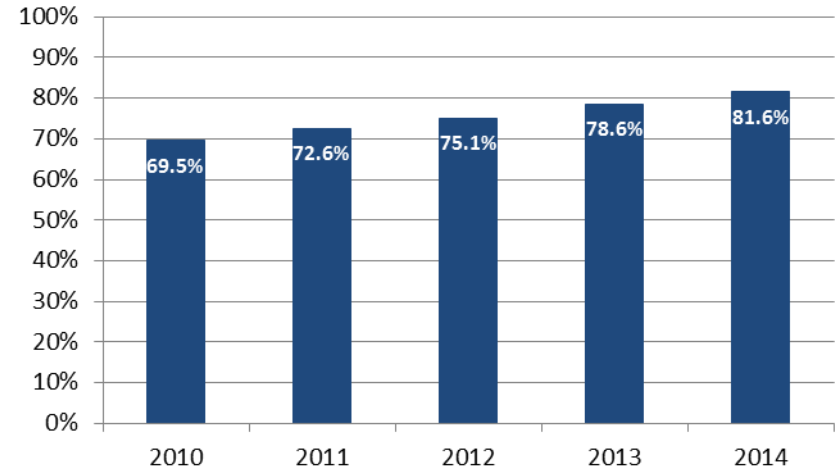
CDC. HIV Surveillance Report, 2014; vol. 26.  
<http://www.cdc.gov/hiv/library/reports/surveillance/>. Published November 2015.

## Number and Percentage of HIV-Infected Persons Engaged In Selected Stages of HIV Care, US



Source: CDC. Monitoring selected national HIV prevention and care objectives by using HIV surveillance data – United States and 6 dependent areas –2013. HIV Surveillance Supplemental Report 2015;20[No. 2] Published July 2015.

## Ryan White Viral Suppression, 2010-2014

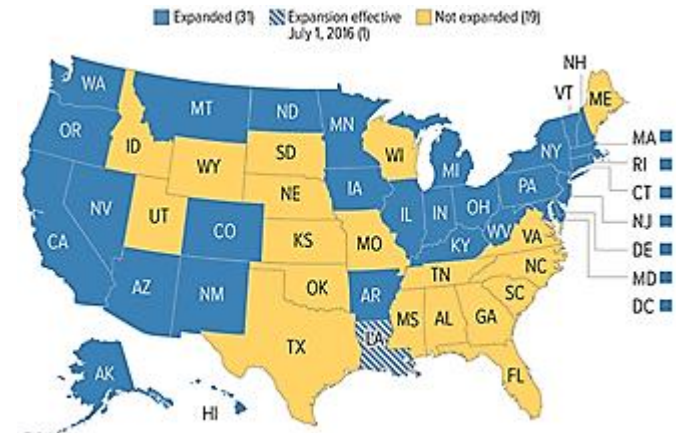


Source: HRSA. Ryan White HIV/AIDS Program: Annual Client-Level Data Report, 2014. December 2015. <http://hab.hrsa.gov/data/servicesdelivered/2014rwhapdatareport.pdf>

## Ryan White Program Services

**Health Education** **Treatment Adherence**  
**Risk Reduction** **Legal Medications**  
**Case Management** **Medical Care**  
**Premium/Cost Sharing Assistance** **Outreach**  
**Food Bank Referrals** **Transportation**  
**Medical Case Management** **Housing**  
**Psychosocial Support** **Mental Health**  
**Oral Health** **Linguistics** **Substance Abuse Treatment**

## State Decision on Medicaid Expansion



Source: Center for Budget and Policy Priorities. "Health Reform's Medicaid Expansion" <http://www.cbpp.org/health-reforms-medicaid-expansion>